

## LKM cable trunking






## LKM. Reliable protection for cables.

LKM metal cable trunking has two areas of application. The stable system for the guidance and protection of cables is used in the field of machines and systems. The completed system allows simple installation at a later date, also with pre-terminated connectors, offering reliable protection against mechanical loads and soiling.

The LKM cable trunking of type LKM 20030FS and 60100FS has also been tested as a cable-specific routing type for function maintenance according to DIN 4102 Part 12.








# Thought out down to the last detail

A wide range of practical mounting details make the LKM cable trunking a reliable partner during cable routing.



## Partition

Insert the partition into the straps located on the floor. This guarantees equipotential bonding without any additional aids.



## Trunking clamp

The trunking clamp is placed on the loop perforation in the base and then locked into the lid contour. A partition can be installed at a later time.



## Secure equipotential bonding

After installing the LKM trunking, lock the joint connector into the parts to be connected from inside. This guarantees the equipotential bonding between these two parts.

Equipotential bonding is guaranteed between the cover and the base through the special cover contour. The LKM trunking is earthed using the connection strap located in the base.



## Cable brackets

The cable bracket is mounted using the trunking fastening screw. The cables can be held using cable ties, type 555.



## Edge protection

Place the edge protection ring on the open ends of the LKM trunking. It prevents damage to the cables within.



# Function maintenance with the LKM system

Cable routing with LKM metal cable trunking is approved as a cable-specific routing type for the function maintenance classes E30 to E90 according to DIN 4102 Part 12.

E30

E90

The trunking offers additional mechanical protection of the installed cables. This mounting variant permits sure fulfilment of existing requirements of specifications or of building use. This installation variant is also used if, for reasons of appearance, open routing of the cables with function maintenance is not wanted.



## Wall and ceiling mounting

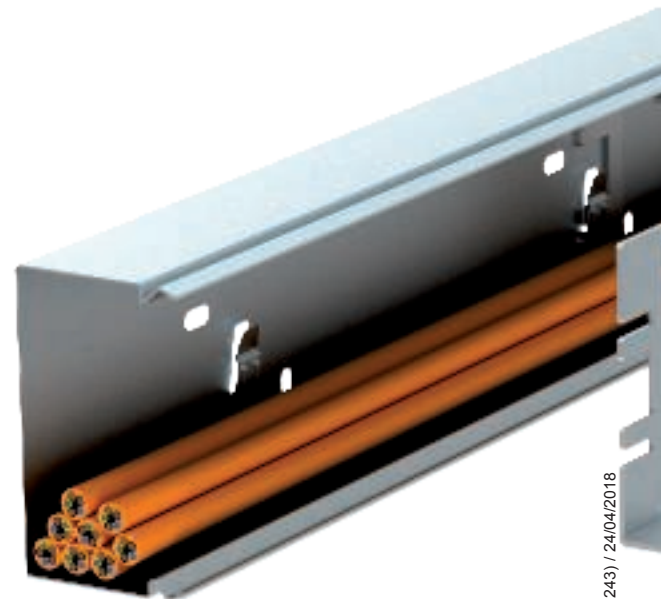


Horizontal wall and ceiling mounting is permitted.

## Tested

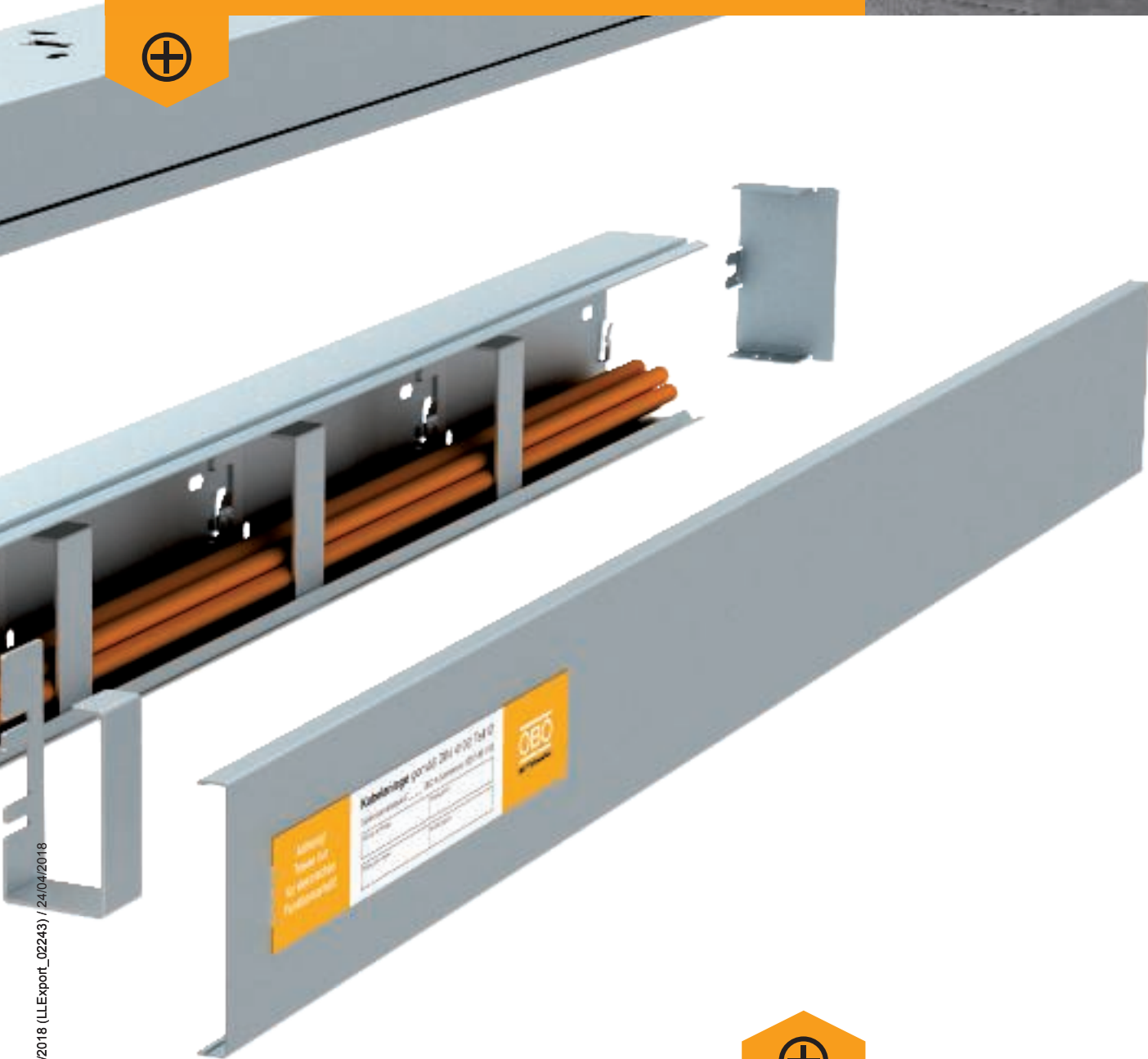
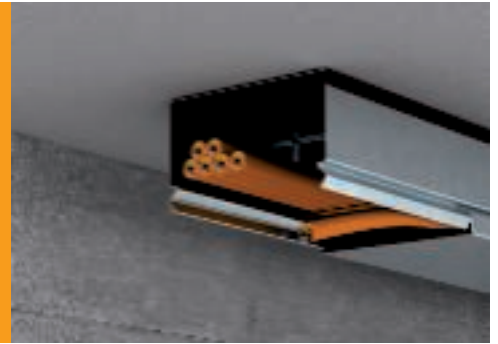


The LKM20030 trunking has been tested for fire and telecommunications cables. The LKM60100 trunking has been tested for power cables and for fire and telecommunications cables.



## Trunking clamp

A retaining clamp is available as an installation aid for the trunking type LKM60100. This prevents cables from falling out in the case of wall and ceiling mounting.



## Cover mounting


When cable installation has been completed, the trunking cover is locked onto the trunking base.





## Systematic protection

10 different trunking sizes are available in the LKM system. They are available with FS strip galvanised or FSK strip galvanised surfaces and with a pure white plastic coating. The system is supplemented by the appropriate fittings and system components, such as edge protection rings, end pieces, fittings, joint connectors and trunking clamps.















































Accessories



Trunking

Fittings

# Overview LKM cable trunking

Trunking			Joint connector		Internal corner		External corner	
	<b>LKM 20020</b> Trunking height 24 mm, Trunking width 20 mm		6248 56 8 6248 46 2		6247 43 1			
	<b>LKM 20030</b> Trunking height 24 mm, Trunking width 30 mm		6248 07 4 6248 47 0		6247 43 4			
	<b>LKM 30030</b> Trunking height 30 mm, Trunking width 30 mm		6248 08 2 6248 48 2		6247 43 4			
	<b>LKM 40040</b> Trunking height 40 mm, Trunking width 40 mm		6248 09 0 6248 49 7		6247 45 8		6247 65 2 6249 16 7	 6247 56 3 6249 08 6
	<b>LKM 40050</b> Trunking height 44 mm, Trunking width 60 mm		6247 01 6 6248 51 9		6247 45 8		6247 66 0 6249 17 5	 6247 57 1 6249 09 4
	<b>LKM 60050</b> Trunking height 64 mm, Trunking width 60 mm		6247 09 1 6248 60 8		6247 46 6		6248 12 8 6249 61 2	 6248 04 7 6249 55 8
	<b>LKM 60100</b> Trunking height 64 mm, Trunking width 100 mm		6247 11 3 6248 62 4		6247 46 6		6248 14 4 6249 63 9	 6248 06 3 6249 57 4
	<b>LKM 60150</b> Trunking height 64 mm, Trunking width 150 mm		6247 14 8 6248 64 0		6247 46 6		6248 15 2 6249 64 7	 6248 07 1 6249 58 2
	<b>LKM 60200</b> Trunking height 64 mm, Trunking width 200 mm		6247 16 4 6248 66 7		6247 46 6		6248 16 0 6249 65 5	 6248 09 8 6249 59 0
	<b>LKM 80080</b> Trunking height 80 mm, Trunking width 80 mm		6247 19 4 6248 68 4		6247 47 2		6248 33 6 6249 43 6	 6248 33 2 6249 43 2

Steel, powder coated pure white    Steel, electrogalvanized    Stainless steel    **E** Tested for the maintenance of electrical supply



T piece		Flat angle		End piece		Edge protection ring		Partition		Cable bracket		Trunking clamp			
/		/		/		6249 84 2		/		/		/			
						6249 84 4									
						6249 84 5									
6247 72 5 6249 25 6		6247 49 0 6248 99 3		6247 88 1 6249 41 8		6249 84 6		/		/		/			
6247 73 3 6249 26 4		6247 50 4 6249 00 0		6247 90 3 6249 42 6		6249 84 8								6248 99 9	
6248 18 7 6249 67 1		6247 99 9 6249 46 5		6248 28 4 6249 79 5		6249 85 0								6248 99 9	
6248 20 9 6249 70 1		6248 00 4 6249 50 7		6248 30 6 6249 81 7		6249 85 2		6249 87 6		6248 99 2		6249 88 1 6249 88 4			
6248 21 7 6249 72 8		6248 01 2 6249 51 5		6248 31 4 6249 82 5		6249 85 4		6249 87 6		6248 99 5		6249 88 8			
6248 22 5 6249 73 6		6248 02 0 6249 52 3		6248 32 2 6249 83 3		6249 85 8		6249 87 6		6248 99 1		6249 88 8			
6248 34 0 6249 45 0		6248 32 8 6248 42 0		6248 34 4 6249 45 4		6249 86 5		6249 88 0		/		/			



LKM metal cable trunking systems





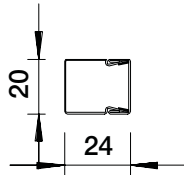


## LKM metal cable trunking systems

	<b>Nominal height 20 mm</b>	14
	<b>Nominal height 30 mm</b>	16
	<b>Nominal height 40 mm</b>	17
	<b>Nominal height 60 mm</b>	21
	<b>Nominal height 80 mm</b>	29
	<b>Accessories</b>	31

Trunking height 24 mm, trunking width 20 mm

## Trunking, type LKM 20020



Type	Colour	Length mm	Pack. Weight		Item No.
			m	kg/100 m	
LKM20020FS	—	2000	32	46.000	6246966
LKM20020RW	Pure white	2000	30	52.000	6248462

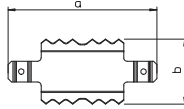
St Steel

FS Strip-galvanised FSK Strip galvanised/plastic-coated

Trunking cover and base with base perforation.

Equipotential bonding is guaranteed between the cover and the base without any additional aids.

## Joint connector



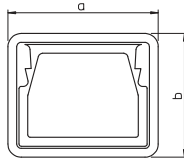
Type	Dimen- sion a mm	Dimen- sion b mm	Pack. Weight		Item No.
			pcs	kg/100 pcs.	
LKM SV20	45	19.7	10	0.190	6247431

St Steel

G Electrogalvanised

Joint connector to connect the bases. This creates the equipotential bonding between the duct bases.

## Edge protection ring



Type	Colour	Dimen- sion a mm	Dimen- sion b mm	Pack. Weight		Item No.
				pcs	kg/100 pcs.	
KSR20020	Grey	28	24	5	0.900	6249842

PVC Polyvinylchloride

Edge protection ring for the open ends of LKM cable trunking.

### Trunking, type LKM 20030

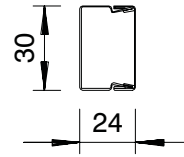
Type	Colour	Length mm	Pack. Weight		Item No.
			m	kg/100 m	
LKM20030FS	—	2000	24	58.000	6246974
LKM20030RW	Pure white	2000	22	58.000	6248470

**St** Steel

**FS** Strip-galvanised **FSK** Strip galvanised/plastic-coated

Trunking cover and base with base perforation.

Equipotential bonding is guaranteed between the cover and the base without any additional aids.



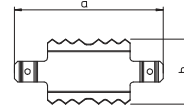
### Joint connector

Type	Dimen- sion a mm	Dimen- sion b mm	Pack. Weight		Item No.
			pcs	kg/100 pcs.	
LKM SV30	53.8	29.5	10	0.400	6247434

**St** Steel

**G** Electro-galvanised

Joint connector to connect the bases. This creates the equipotential bonding between the duct bases.

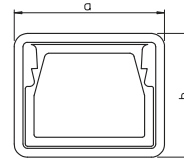


### Edge protection ring

Type	Colour	Dimen- sion a mm	Dimen- sion b mm	Pack. Weight		Item No.
				pcs	kg/100 pcs.	
KSR20030	Grey	34	28	5	1.100	6249844

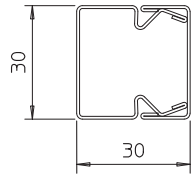
**PVC** Polyvinylchloride

Edge protection ring for the open ends of LKM cable trunking.



Trunking height 30 mm, trunking width 30 mm

## Trunking, type LKM 30030



Type	Colour	Length mm	Pack. m	Weight kg/100 m	Item No.
LKM30030FS	—	2000	16	107.000	6246982
LKM30030RW	Pure white	2000	16	100.000	6248482

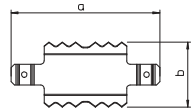
**St** Steel

**FS** Strip-galvanised **FSK** Strip galvanised/plastic-coated

Duct cover and base with base perforation.

Equipotential bonding is guaranteed between the cover and the base without any additional aids.

## Joint connector



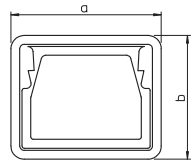
Type	Dimen- sion a mm	Dimen- sion b mm	Pack. pcs	Weight kg/100 pcs.	Item No.
LKM SV30	53.8	29.5	10	0.400	6247434

**St** Steel

**G** Electrogalvanised

Joint connector to connect the bases. This creates the equipotential bonding between the duct bases.

## Edge protection ring



Type	Colour	Dimen- sion a mm	Dimen- sion b mm	Pack. pcs	Weight kg/100 pcs.	Item No.
KSR30030	Grey	34	34	5	1.300	6249845

**PVC** Polyvinylchloride

Edge protection ring for the open ends of LKM cable trunking.



## Trunking, type LKM 40040

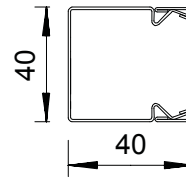
Type	Colour	Length mm	Pack. m	Weight kg/100 m	Item No.
LKM40040FS	—	2000	16	117.000	6246990
LKM40040RW	Pure white	2000	12	127.600	6248497

St Steel

FS Strip-galvanised FSK Strip galvanised/plastic-coated

Duct cover and base with base perforation.

Equipotential bonding is guaranteed between the cover and the base without any additional aids.

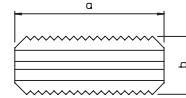


## Joint connector

Type	Dimen- sion a mm	Dimen- sion b mm	Pack. pcs	Weight kg/100 pcs.	Item No.
LKM SV40	76	29.6	10	1.000	6247458

V2A Stainless steel, grade 301

Joint connector to connect the bases. This creates the equipotential bonding between the duct bases.



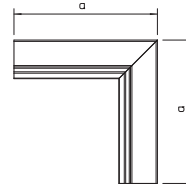
## Internal corner

Type	Colour	Dimen- sion a mm	Pack. pcs	Weight kg/100 pcs.	Item No.
LKM I40040FS	—	160	1	28.000	6247652
LKM I40040RW	Pure white	160	1	28.000	6249167

St Steel

FS Strip-galvanised FSK Strip galvanised/plastic-coated

Internal corner for changing the direction of the LKM ducts.



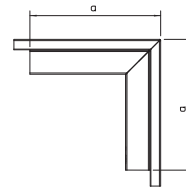
## External corner

Type	Colour	Dimen- sion a mm	Pack. pcs	Weight kg/100 pcs.	Item No.
LKM A40040FS	—	160	1	38.600	6247563
LKM A40040RW	Pure white	160	1	38.600	6249086

St Steel

FS Strip-galvanised FSK Strip galvanised/plastic-coated

External corner including cover for changing the direction of the LKM ducts.



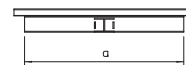
## T piece

Type	Colour	Dimen- sion a mm	Pack. pcs	Weight kg/100 pcs.	Item No.
LKM T40040FS	—	280	1	39.700	6247725
LKM T40040RW	Pure white	280	1	39.700	6249256

St Steel

FS Strip-galvanised FSK Strip galvanised/plastic-coated

T piece, including cover, for changing the direction of the LKM trunking.



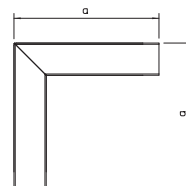
## Flat angle

Type	Colour	Dimen- sion a mm	Pack. pcs	Weight kg/100 pcs.	Item No.
LKM F40040FS	—	160	1	37.100	6247490
LKM F40040RW	Pure white	160	1	37.100	6248993

St Steel

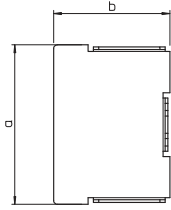
FS Strip-galvanised FSK Strip galvanised/plastic-coated

Flat angle, including cover, for changing the direction of LKM trunking.



Trunking height 40 mm, trunking width 40 mm

## End piece



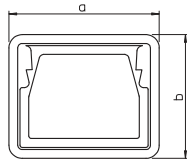
Type	Colour	Dimen- sion a mm	Dimen- sion b mm	Pack. pcs	Weight kg/100 pcs.	Item No.
<b>LKM E40040FS</b>	—	40	38	10	2.500	<b>6247881</b>
<b>LKM E40040RW</b>	Pure white	40	38	10	2.500	<b>6249418</b>

**SI** Steel

**FS** Strip-galvanised **FSK** Strip galvanised/plastic-coated

End piece for closing the LKM ducts.

## Edge protection ring



Type	Colour	Dimen- sion a mm	Dimen- sion b mm	Pack. pcs	Weight kg/100 pcs.	Item No.
<b>KSR40040</b>	Grey	47.7	44	5	1.800	<b>6249846</b>

**PVC** Polyvinylchloride

Edge protection ring for the open ends of LKM cable trunking.

### Trunking, type LKM 40060

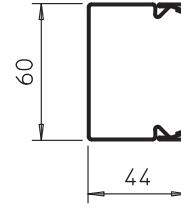
Type	Colour	Length mm	Pack. m	Weight kg/100 m	Item No.
LKM40060FS	—	2000	8	151.200	6247016
LKM40060RW	Pure white	2000	8	151.200	6248519

St Steel

FS Strip-galvanised FSK Strip galvanised/plastic-coated

Duct cover and base with base perforation.

Equipotential bonding is guaranteed between the cover and the base without any additional aids.

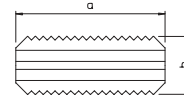


### Joint connector

Type	Dimen- sion a mm	Dimen- sion b mm	Pack. pcs	Weight kg/100 pcs.	Item No.
LKM SV40	76	29.6	10	1.000	6247458

V2A Stainless steel, grade 301

Joint connector to connect the bases. This creates the equipotential bonding between the duct bases.



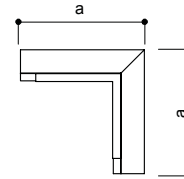
### Internal corner

Type	Colour	Dimen- sion a mm	Pack. pcs	Weight kg/100 pcs.	Item No.
LKM I40060FS	—	160	1	31.400	6247660
LKM I40060RW	Pure white	160	1	31.400	6249175

St Steel

FS Strip-galvanised FSK Strip galvanised/plastic-coated

Internal corner for changing the direction of the LKM ducts.



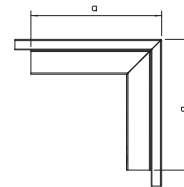
### External corner

Type	Colour	Dimen- sion a mm	Pack. pcs	Weight kg/100 pcs.	Item No.
LKM A40060FS	—	160	1	46.300	6247571
LKM A40060RW	Pure white	160	1	46.300	6249094

St Steel

FS Strip-galvanised FSK Strip galvanised/plastic-coated

External corner, including cover, for changing the direction of the LKM trunking.



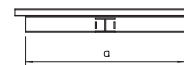
### T piece

Type	Colour	Dimen- sion a mm	Pack. pcs	Weight kg/100 pcs.	Item No.
LKM T40060FS	—	300	1	46.800	6247733
LKM T40060RW	Pure white	300	1	46.800	6249264

St Steel

FS Strip-galvanised FSK Strip galvanised/plastic-coated

T piece, including cover, for changing the direction of the LKM trunking.



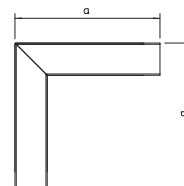
### Flat angle

Type	Colour	Dimen- sion a mm	Pack. pcs	Weight kg/100 pcs.	Item No.
LKM F40060FS	—	180	1	47.400	6247504
LKM F40060RW	Pure white	180	1	47.400	6249000

St Steel

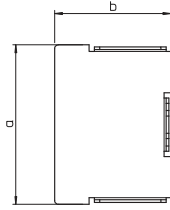
FS Strip-galvanised FSK Strip galvanised/plastic-coated

Flat angle, including cover, for changing the direction of LKM trunking.



Trunking height 40 mm, trunking width 60 mm

## End piece



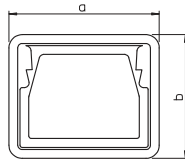
Type	Colour	Dimen- sion a mm	Dimen- sion b mm	Pack. pcs	Weight kg/100 pcs.	Item No.
<b>LKM E40060FS</b>	—	60	38	10	3.000	<b>6247903</b>
<b>LKM E40060RW</b>	Pure white	60	38	10	3.000	<b>6249426</b>

**Sl** Steel

**FS** Strip-galvanised **FSK** Strip galvanised/plastic-coated

End piece for closing the LKM ducts.

## Edge protection ring



Type	Colour	Dimen- sion a mm	Dimen- sion b mm	Pack. pcs	Weight kg/100 pcs.	Item No.
<b>KSR40060</b>	Grey	47	64	5	2.300	<b>6249848</b>

**PVC** Polyvinylchloride

Edge protection ring for the open ends of LKM cable trunking.



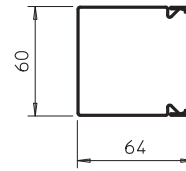
## Trunking, type LKM 60060

Type	Colour	Length mm	Pack. m	Weight kg/100 m	Item No.
LKM60060FS	—	2000	8	174.700	6247091
LKM60060RW	Pure white	2000	8	174.700	6248608

St Steel

FS Strip-galvanised FSK Strip galvanised/plastic-coated

Trunking cover and base with base perforation. Equipotential bonding is guaranteed between the cover and the base without any additional aids. Note: LKM 60060 has no loop perforation in the base, a partition can not be installed.

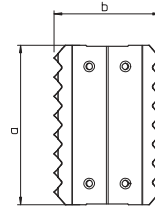


## Joint connector

Type	Dimen- sion a mm	Dimen- sion b mm	Pack. pcs	Weight kg/100 pcs.	Item No.
LKM SV60	75	50	10	1.600	6247466

V2A Stainless steel, grade 301

Joint connector to connect the bases. This creates the equipotential bonding between the duct bases.



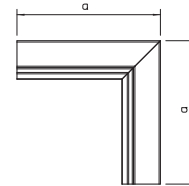
## Internal corner

Type	Colour	Dimen- sion a mm	Pack. pcs	Weight kg/100 pcs.	Item No.
LKM I60060FS	—	180	1	31.900	6248128
LKM I60060RW	Pure white	180	1	31.900	6249612

St Steel

FS Strip-galvanised FSK Strip galvanised/plastic-coated

Internal corner for changing the direction of the LKM ducts.



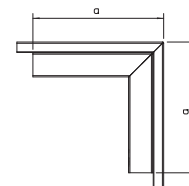
## External corner

Type	Colour	Dimen- sion a mm	Pack. pcs	Weight kg/100 pcs.	Item No.
LKM A60060FS	—	180	1	55.800	6248047
LKM A60060RW	Pure white	180	1	55.800	6249558

St Steel

FS Strip-galvanised FSK Strip galvanised/plastic-coated

External corner, including cover, for changing the direction of the LKM trunking.



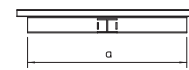
## T piece

Type	Colour	Dimen- sion a mm	Pack. pcs	Weight kg/100 pcs.	Item No.
LKM T60060FS	—	300	1	54.200	6248187
LKM T60060RW	Pure white	300	1	54.200	6249671

St Steel

FS Strip-galvanised FSK Strip galvanised/plastic-coated

T piece including cover for changing the direction of the LKM ducts.



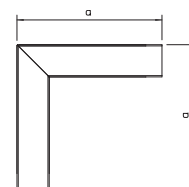
## Flat angle

Type	Colour	Dimen- sion a mm	Pack. pcs	Weight kg/100 pcs.	Item No.
LKM F60060FS	—	180	1	54.700	6247989
LKM F60060RW	Pure white	180	1	54.700	6249485

St Steel

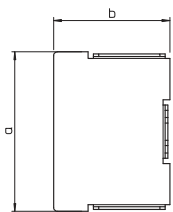
FS Strip-galvanised FSK Strip galvanised/plastic-coated

Flat angle, including cover, for changing the direction of LKM trunking.



Trunking height 60 mm, trunking width 60 mm

## End piece



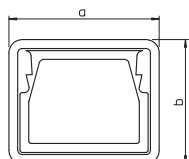
Type	Colour	Dimension a mm	Dimension b mm	Pack. pcs	Weight kg/100 pcs.	Item No.
<b>LKM E60060FS</b>	—	63	60	10	4.500	<b>6248284</b>
<b>LKM E60060RW</b>	Pure white	63	60	10	4.500	<b>6249795</b>

**Sl** Steel

**FS** Strip-galvanised **FSK** Strip galvanised/plastic-coated

End piece for closing the LKM ducts.

## Edge protection ring



Type	Colour	Dimension a mm	Dimension b mm	Pack. pcs	Weight kg/100 pcs.	Item No.
<b>KSR60060</b>	Grey	67.7	64	5	2.400	<b>6249850</b>

**PVC** Polyvinylchloride

Edge protection ring for the open ends of LKM cable trunking.

## Trunking, type LKM 60100

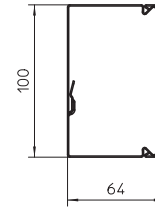
Type	Colour	Length mm	Pack. m	Weight kg/100 m	Item No.
LKM60100FS	—	2000	8	221.700	6247113
LKM60100RW	Pure white	2000	8	221.700	6248624

St Steel

FS Strip-galvanised FSK Strip galvanised/plastic-coated

Trunking cover and base with base perforation.

Equipotential bonding is guaranteed between the cover and the base without any additional aids.



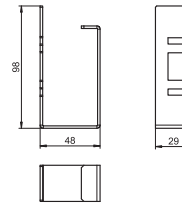
## Duct clamp for function maintenance E30–E90

Type	Pack. pcs	Weight kg/100 pcs.	Item No.
LKM KF 60100	10	9.800	6249881

St Steel

FS Strip-galvanised

Duct clamp for the metal cable routing trunking type LKM 60100FS, prevents the cables falling out during installation. The duct clamp is essential if the duct is used in cable systems with integrated function maintenance to DIN 4102, Part 12. Easy mounting through insertion into the loop perforation in the side wall.

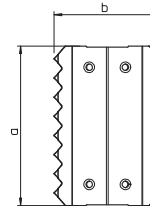


## Joint connector

Type	Dimen- sion a mm	Dimen- sion b mm	Pack. pcs	Weight kg/100 pcs.	Item No.
LKM SV60	75	50	10	1.600	6247466

V2A Stainless steel, grade 301

Joint connector to connect the bases. This creates the equipotential bonding between the duct bases.



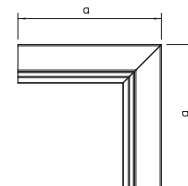
## Internal corner

Type	Colour	Dimen- sion a mm	Pack. pcs	Weight kg/100 pcs.	Item No.
LKM I60100FS	—	180	1	39.400	6248144
LKM I60100RW	Pure white	180	1	39.400	6249639

St Steel

FS Strip-galvanised FSK Strip galvanised/plastic-coated

Internal corner for changing the direction of the LKM ducts.



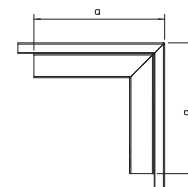
## External corner

Type	Colour	Dimen- sion a mm	Pack. pcs	Weight kg/100 pcs.	Item No.
LKM A60100FS	—	180	1	73.100	6248063
LKM A60100RW	Pure white	180	1	73.100	6249574

St Steel

FS Strip-galvanised FSK Strip galvanised/plastic-coated

External corner, including cover, for changing the direction of the LKM trunking.



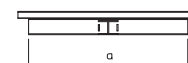
## T piece

Type	Colour	Dimen- sion a mm	Pack. pcs	Weight kg/100 pcs.	Item No.
LKM T60100FS	—	340	1	69.200	6248209
LKM T60100RW	Pure white	340	1	69.200	6249701

St Steel

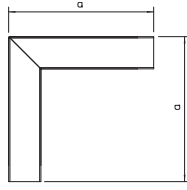
FS Strip-galvanised FSK Strip galvanised/plastic-coated

T piece, including cover, for changing the direction of the LKM trunking.



Trunking height 60 mm, trunking width 100 mm

## Flat angle



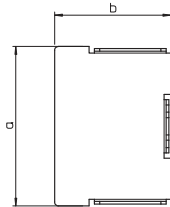
Type	Colour	Dimension a mm	Pack. pcs	Weight kg/100 pcs.	Item No.
LKM F60100FS	—	220	1	63.400	6248004
LKM F60100RW	Pure white	220	1	63.400	6249507

St Steel

FS Strip-galvanised FSK Strip galvanised/plastic-coated

Flat angle, including cover, for changing the direction of LKM trunking.

## End piece



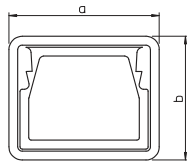
Type	Colour	Dimension a mm	Dimension b mm	Pack. pcs	Weight kg/100 pcs.	Item No.
LKM E60100FS	—	100	63	10	6.200	6248306
LKM E60100RW	Pure white	100	63	10	6.500	6249817

St Steel

FS Strip-galvanised FSK Strip galvanised/plastic-coated

End piece for closing the LKM ducts.

## Edge protection ring



Type	Colour	Dimension a mm	Dimension b mm	Pack. pcs	Weight kg/100 pcs.	Item No.
KSR60100	Grey	104	67.7	5	3.400	6249852

PVC Polyvinylchloride

Edge protection ring for the open ends of LKM cable trunking.



## Trunking, type LKM 60150

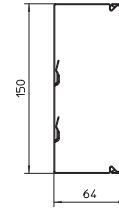
Type	Colour	Length mm	Pack. m	Weight kg/100 m	Item No.
LKM60150FS	—	2000	8	280.100	6247148
LKM60150RW	Pure white	2000	8	280.100	6248640

St Steel

FS Strip-galvanised FSK Strip galvanised/plastic-coated

Trunking cover and base with base perforation.

Equipotential bonding is guaranteed between the cover and the base without any additional aids.

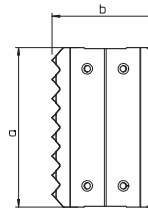


## Joint connector

Type	Dimen- sion a mm	Dimen- sion b mm	Pack. pcs	Weight kg/100 pcs.	Item No.
LKM SV60	75	50	10	1.600	6247466

V2A Stainless steel, grade 301

Joint connector to connect the bases. This creates the equipotential bonding between the duct bases.




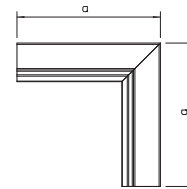
## Internal corner

Type	Colour	Dimen- sion a mm	Pack. pcs	Weight kg/100 pcs.	Item No.
LKM I60150FS	—	180	1	48.400	6248152
LKM I60150RW	Pure white	180	1	48.400	6249647

St Steel

FS Strip-galvanised FSK Strip galvanised/plastic-coated

Internal corner for changing the direction of the LKM ducts.



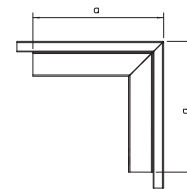
## External corner

Type	Colour	Dimen- sion a mm	Pack. pcs	Weight kg/100 pcs.	Item No.
LKM A60150FS	—	180	1	91.300	6248071
LKM A60150RW	Pure white	180	1	91.300	6249582

St Steel

FS Strip-galvanised FSK Strip galvanised/plastic-coated

External corner, including cover, for changing the direction of the LKM trunking.



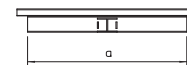
## T piece

Type	Colour	Dimen- sion a mm	Pack. pcs	Weight kg/100 pcs.	Item No.
LKM T60150FS	—	390	1	87.600	6248217
LKM T60150RW	Pure white	390	1	87.600	6249728

St Steel

FS Strip-galvanised FSK Strip galvanised/plastic-coated

T piece, including cover, for changing the direction of the LKM trunking.



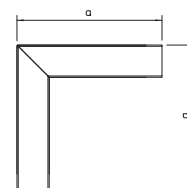
## Flat angle

Type	Colour	Dimen- sion a mm	Pack. pcs	Weight kg/100 pcs.	Item No.
LKM F60150FS	—	270	1	113.500	6248012
LKM F60150RW	Pure white	270	1	113.500	6249515

St Steel

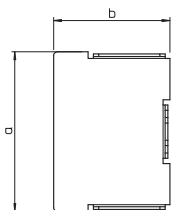
FS Strip-galvanised FSK Strip galvanised/plastic-coated

Flat angle, including cover, for changing the direction of LKM trunking.



Trunking height 60 mm, trunking width 150 mm

## End piece



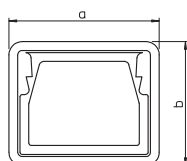
Type	Colour	Dimen- sion a mm	Dimen- sion b mm	Pack. pcs	Weight kg/100 pcs.	Item No.
LKM E60150FS	—	150	63	10	8.400	6248314
LKM E60150RW	Pure white	150	63	10	9.000	6249825

SI Steel

FS Strip-galvanised FSK Strip galvanised/plastic-coated

End piece for closing the LKM ducts.

## Edge protection ring



Type	Colour	Dimen- sion a mm	Dimen- sion b mm	Pack. pcs	Weight kg/100 pcs.	Item No.
KSR60150	Grey	154	67.7	5	4.400	6249854

PVC Polyvinylchloride

Edge protection ring for the open ends of LKM cable trunking.

## Trunking, type LKM 60200


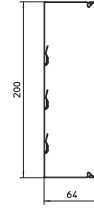
Type	Colour	Length mm	Pack. m	Weight kg/100 m	Item No.
LKM60200FS	—	2000	8	338.700	6247164
LKM60200RW	Pure white	2000	8	338.700	6248667

St Steel

FS Strip-galvanised FSK Strip galvanised/plastic-coated

Trunking cover and base with base perforation.

Equipotential bonding is guaranteed between the cover and the base without any additional aids.

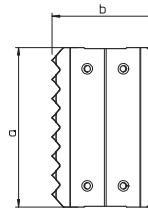


## Joint connector

Type	Dimen- sion a mm	Dimen- sion b mm	Pack. pcs	Weight kg/100 pcs.	Item No.
LKM SV60	75	50	10	1.600	6247466

V2A Stainless steel, grade 301

Joint connector to connect the bases. This creates the equipotential bonding between the duct bases.



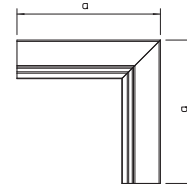
## Internal corner

Type	Colour	Dimen- sion a mm	Pack. pcs	Weight kg/100 pcs.	Item No.
LKM I60200FS	—	180	1	57.500	6248160
LKM I60200RW	Pure white	180	1	57.500	6249655

St Steel

FS Strip-galvanised FSK Strip galvanised/plastic-coated

Internal corner for changing the direction of the LKM ducts.



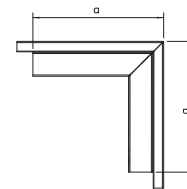
## External corner

Type	Colour	Dimen- sion a mm	Pack. pcs	Weight kg/100 pcs.	Item No.
LKM A60200FS	—	180	1	114.000	6248098
LKM A60200RW	Pure white	180	1	114.000	6249590

St Steel

FS Strip-galvanised FSK Strip galvanised/plastic-coated

External corner, including cover, for changing the direction of the LKM trunking.



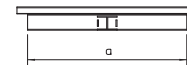
## T piece

Type	Colour	Dimen- sion a mm	Pack. pcs	Weight kg/100 pcs.	Item No.
LKM T60200FS	—	440	1	106.000	6248225
LKM T60200RW	Pure white	440	1	106.000	6249736

St Steel

FS Strip-galvanised FSK Strip galvanised/plastic-coated

T piece including cover for changing the direction of the LKM ducts.



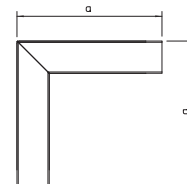
## Flat angle

Type	Colour	Dimen- sion a mm	Pack. pcs	Weight kg/100 pcs.	Item No.
LKM F60200FS	—	320	1	154.400	6248020
LKM F60200RW	Pure white	320	1	154.400	6249523

St Steel

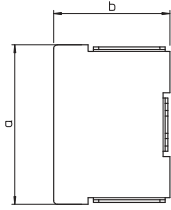
FS Strip-galvanised FSK Strip galvanised/plastic-coated

Flat angle, including cover, for changing the direction of LKM trunking.



Trunking height 60 mm, trunking width 200 mm

## End piece



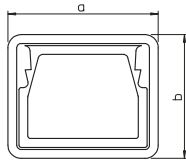
Type	Colour	Dimension a mm	Dimension b mm	Pack. pcs	Weight kg/100 pcs.	Item No.
LKM E60200FS	—	200	63	10	10.800	6248322
LKM E60200RW	Pure white	200	63	10	11.500	6249833

SI Steel

FS Strip-galvanised FSK Strip galvanised/plastic-coated

End piece for closing the LKM ducts.

## Edge protection ring



Type	Colour	Dimension a mm	Dimension b mm	Pack. pcs	Weight kg/100 pcs.	Item No.
KSR60200	Grey	204	67.7	5	4.700	6249856

PE Polyethylene

Edge protection ring for the open ends of LKM cable trunking.



## Trunking, type LKM 80080

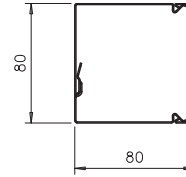
Type	Colour	Length mm	Pack. m	Weight kg/100 m	Item No.
LKM80080FS	—	2000	12	215.000	6247194
LKM80080RW	Pure white	2000	8	238.000	6248694

St Steel

FS Strip-galvanised FSK Strip galvanised/plastic-coated

Duct cover and base with base perforation.

Equipotential bonding is guaranteed between the cover and the base without any additional aids.

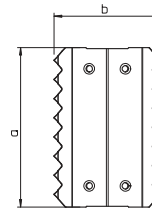


## Joint connector

Type	Dimen- sion a mm	Dimen- sion b mm	Pack. pcs	Weight kg/100 pcs.	Item No.
LKM SV80	75	65.6	10	1.300	6247472

St Steel

Joint connector to connect the bases. This creates the equipotential bonding between the duct bases.



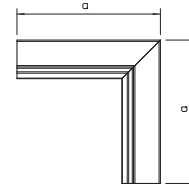
## Internal corner

Type	Colour	Dimen- sion a mm	Pack. pcs	Weight kg/100 pcs.	Item No.
LKM I80080FS	—	160	1	38.700	6248336
LKM I80080RW	Pure white	160	1	38.700	6248436

St Steel

FS Strip-galvanised FSK Strip galvanised/plastic-coated

Internal corner for changing the direction of the LKM trunking.



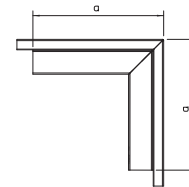
## External corner

Type	Colour	Dimen- sion a mm	Pack. pcs	Weight kg/100 pcs.	Item No.
LKM A80080FS	—	200	1	75.300	6248332
LKM A80080RW	Pure white	200	1	75.300	6248432

St Steel

FS Strip-galvanised FSK Strip galvanised/plastic-coated

External corner, including cover, for changing the direction of the LKM trunking.



## T piece

Type	Colour	Dimen- sion a mm	Pack. pcs	Weight kg/100 pcs.	Item No.
LKM T80080FS	—	300	1	67.200	6248340
LKM T80080RW	Pure white	300	1	67.200	6248450

St Steel

FS Strip-galvanised FSK Strip galvanised/plastic-coated

T piece, including cover, for changing the direction of the LKM trunking.



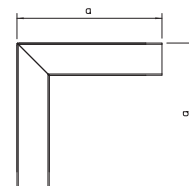
## Flat angle

Type	Colour	Dimen- sion a mm	Pack. pcs	Weight kg/100 pcs.	Item No.
LKM F80080FS	—	240	1	80.000	6248328
LKM F80080RW	Pure white	240	1	80.000	6248428

St Steel

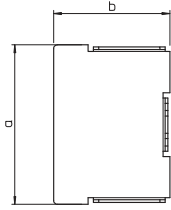
FS Strip-galvanised FSK Strip galvanised/plastic-coated

Flat angle, including cover, for changing the direction of LKM trunking.



Trunking height 80 mm, trunking width 80 mm

## End piece



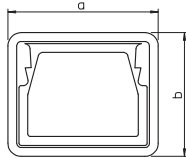
Type	Colour	Dimen- sion a mm	Dimen- sion b mm	Pack. pcs	Weight kg/100 pcs.	Item No.
LKM E80080FS	—	80	80	1	7.000	6248344
LKM E80080RW	Pure white	80	80	1	7.000	6248454

SI Steel

FS Strip-galvanised FSK Strip galvanised/plastic-coated

End piece for closing the LKM ducts.

## Edge protection ring



Type	Colour	Dimen- sion a mm	Dimen- sion b mm	Pack. pcs	Weight kg/100 pcs.	Item No.
KSR80080	Grey	84	84	5	3.800	6249865

PE Polyethylene

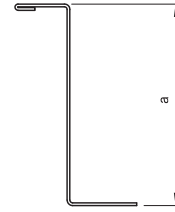
Edge protection ring for the open ends of LKM cable trunking.

Partition

Type	Length mm	Dimen- sion a mm	Pack. m	Weight kg/100 m	Item No.
LKM TWS55	2000	55	32	53.000	6249876
LKM TWS75	2000	75	32	114.000	6249880

- St Steel
- FS Strip-galvanised

Partition to divide the LKM cable routing ducts, 60 mm duct height, for different voltage levels.

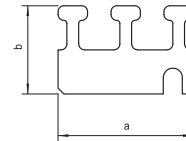


Cable bracket, trunking width 60

Type	Dimen- sion a mm	Dimen- sion b mm	For trunking dimensions	Pack. pcs	Weight kg/100 pcs.	Item No.
LKM Z60	46	30	60 x 60	10	1.100	6249906

- St Steel
- FS Strip-galvanised

Cable bracket to fix cables in vertical routing.

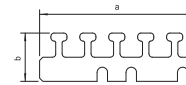


Cable bracket, trunking width 100

Type	Dimen- sion a mm	Dimen- sion b mm	For trunking dimensions	Pack. pcs	Weight kg/100 pcs.	Item No.
LKM Z100	96	30	60 x 100 mm	10	2.100	6249922

- St Steel
- FS Strip-galvanised

Cable bracket to fix cables in vertical routing.

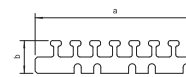


Cable bracket, trunking width 150

Type	Dimen- sion a mm	Dimen- sion b mm	For trunking dimensions	Pack. pcs	Weight kg/100 pcs.	Item No.
LKM Z150	146	30	60 x 150 mm	10	3.000	6249965

- St Steel
- FS Strip-galvanised

Cable bracket to fix cables in vertical routing.

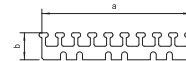


Cable bracket, trunking width 200

Type	Dimen- sion a mm	Dimen- sion b mm	For trunking dimensions	Pack. pcs	Weight kg/100 pcs.	Item No.
LKM Z200	166	30	60 x 200 mm	10	3.600	6249981

- St Steel
- FS Strip-galvanised

Cable bracket to fix cables in vertical routing.

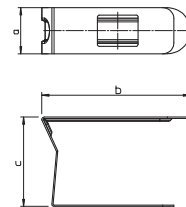


Trunking clamp, trunking width 100

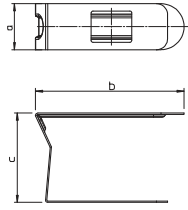
Type	Dimen- sion a mm	Dimen- sion b mm	Dimen- sion c mm	Pack. pcs	Weight kg/100 pcs.	Item No.
LKM K80	25	80	48.5	20	2.700	6249884

- St Steel
- FS Strip-galvanised

The duct clamp keeps the inserted cables in the trunking, thus simplifying installation on walls and ceilings. The duct clamps are plugged onto the loop perforation and locked on the side wall. Suitable for trunking width 100 mm.



## Trunking clamp, trunking width 150 and 200




Type	Dimension a mm	Dimension b mm	Dimension c mm	Pack. pcs	Weight kg/100 pcs.	Item No.
<b>LKM K140</b>	25	140	48.5	20	3.600	6249888

**St** Steel

**FS** Strip-galvanised

The duct clamp keeps the inserted cables in the trunking, thus simplifying installation on walls and ceilings. The duct clamps are plugged onto the loop perforation and locked on the side wall. Suitable for trunking width 150 mm and 200 mm.





OBO Bettermann GmbH & Co. KG  
PO Box 1120  
58694 Menden  
GERMANY

Customer Service Germany  
Tel.: +49 (0)2373 89 - 1700  
Fax: +49 (0)2373 89 - 1238  
E-mail: [export@obo.de](mailto:export@obo.de)

---

**Building Connections**

