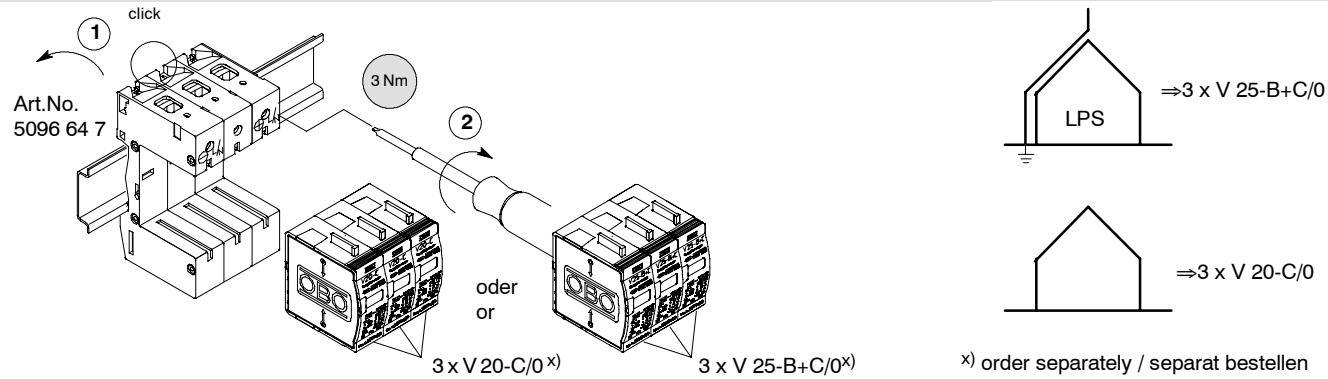


## Base / Unterteil V 20-C/U-3PH-Y



## Technical Data / Technische Daten

Typ	V 20-C/0-75	V 20-C/0-150	V 20-C/0-280	V 20-C/0-335	V 20-C/0-385	V 20-C/0-440	V 20-C/0-550
U <sub>C DC=</sub>	100 V	200 V	350 V	420 V	505 V	585 V	745 V
U <sub>C AC~</sub>	75 V	150 V	280 V	335 V	385 V	440 V	550 V
U <sub>OC max</sub>	170 V	350 V	600 V	700 V	900 V	1000 V	1000 V

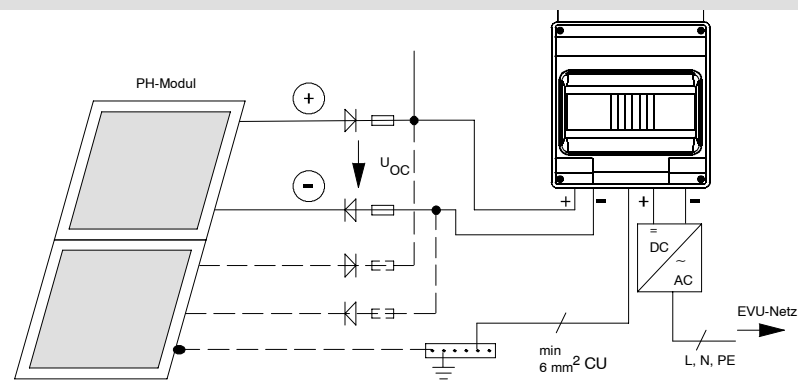
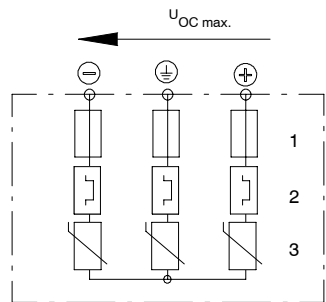
LPZ → LPZ 1->2

U <sub>P(+)</sub> (±)	≤ 1,0 kV	≤ 1,6 kV	≤ 2,6 kV	≤ 2,8 kV	≤ 3,4 kV	≤ 4,0 kV	≤ 4,8 kV
I <sub>n</sub> (8/20)	15 kA			20 kA			15 kA
I <sub>max</sub> (8/20)	40 kA			40 kA			40 kA
U <sub>p</sub>	≤ 0,5 kV	≤ 0,8 kV	≤ 1,3 kV	≤ 1,4 kV	≤ 1,7 kV	≤ 2,0 kV	≤ 2,4 kV

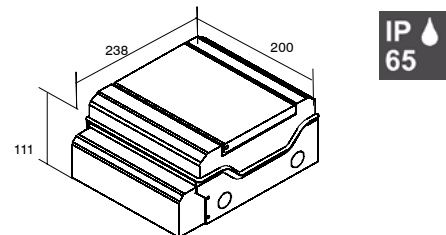
Typ	V 25-B+C/0-150	V 25-B+C/0-280	V 25-B+C/0-385
U <sub>C DC=</sub>	170 V	350 V	500 V
U <sub>C AC~</sub>	150 V	280 V	385 V
U <sub>OC max</sub>	350 V	600 V	900 V

LPZ 0->2

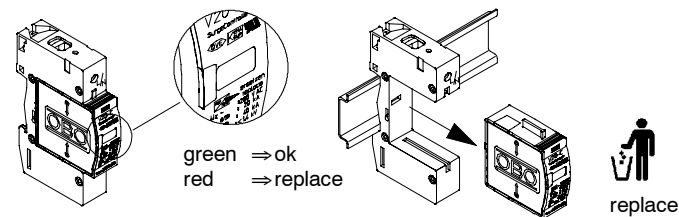
U <sub>P(+)</sub> (±)	≤ 1,2 kV	≤ 1,8 kV	≤ 3,0 kV
I <sub>n</sub> (8/20)		30 kA	
I <sub>max</sub> (8/20)		50 kA	
I <sub>imp</sub> (10/350)	8 kA	7 kA	7 kA
v °C	- 40°C - + 80°C		
IP-Code	20		
min. L, N, PE	2,5 mm <sup>2</sup>		
max. L, N, PE	25 mm <sup>2</sup>	35 mm <sup>2</sup>	35 mm <sup>2</sup>



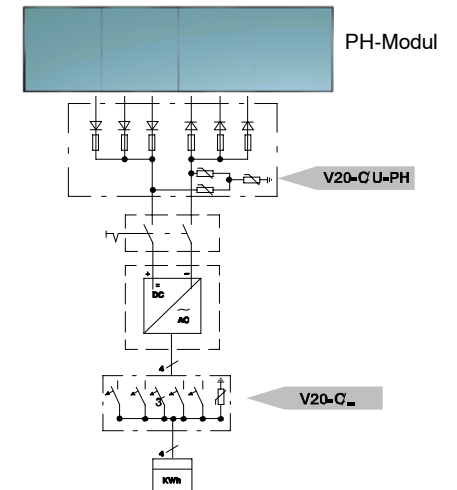
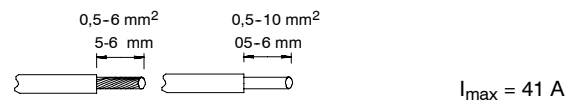
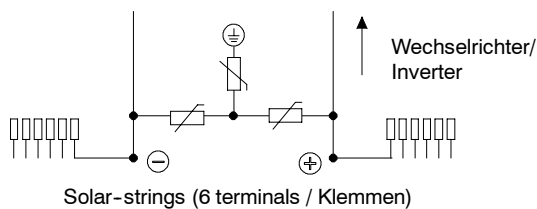
## Case / Gehäuse



## Indication / Signalisierung



## Terminals block / Anschlussklemmen



**Head Office** OBO BETTERMANN GmbH & Co.  
 Postfach 1120 · 58694 Menden, Germany  
 Hüingser Ring 52 · D-58710 Menden  
 Tel. +49 (0)2373-89-0 Fax +49 (0)2373-89-238  
 E-Mail: info@obo.de · www.obo-bettermann.com

**Technical Hotline**  
 Telefon +49 (0)2373/89-1500  
 Telefax +49 (0)2373/89-1550  
 E-Mail hotline@obo.de